

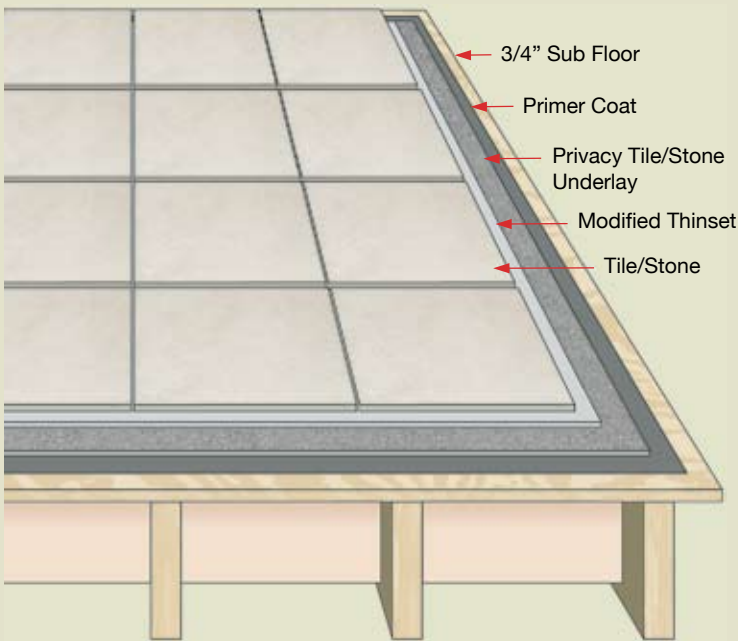
PRIVACY TILE & STONE UNDERLAYMENT

HIGHER IIC RATINGS – UNEQUALED LONGEVITY

HIGHER IIC RATINGS - UNEQUALED LONGEVITY

EASY PEEL AND STICK INSTALLATION

RESISTS MOLD, ROT AND MILDEW
BETTER THAN CORK



There are no special tools or adhesives required, your tile/stone is applied directly to Privacy Tile/Stone Underlay with latex modified thinset.

FOUR EASY STEPS

- 1) Prime Existing Sub Floor
- 2) Peel and Stick
- 3) Roll with 50 lb Carpet Roller
- 4) Install Flooring

Soundproofing Underlayment for Stone and Tile Flooring

Sound Isolation Company introduces Privacy Tile/Stone Underlayment, the most effective and longest performing underlayment for use under hard floor coverings. Privacy Tile/Stone Underlayment can be used over any sub floor to create truly measurable footstep noise reduction. By creating a resilient layer directly below hard floors material, the actual vibration from footsteps is captured at the place where it occurs.

Privacy Tile/Stone underlay has been treated to prevent mold and mildew. It will not absorb water preventing rot and shrinkage, and requires no backerboard, saving time and money. With a peel & stick adhesive already in place, the product installs up to 4 times faster than traditional concrete board, and provides a bonded crack prevention system.

Among the many benefits derived from this truly remarkable product:

- ▶ You will get a higher IIC Rating (footstep blocking)
- ▶ Up to 25 times lighter than 1/4" backerboard
- ▶ Cuts easily with a utility knife
- ▶ Requires no mechanical fasteners or tape
- ▶ Simple installation with peel & stick adhesive

In stock and ready to ship today, call now to solve your floor soundproofing problem, 888-666-5090

With Sound Isolation Company you will get the help you need: expert design, product selection and installation instruction. We have the experience you need for a partnership that will work.

SOUND [ISOLATION] COMPANY

2900 WESTINGHOUSE BLVD. SUITE 106
 CHARLOTTE, NC 28273
 704 / 504 / 1127 PH
 704 / 504 / 1115 FX
 888 / 666 / 5090 TOLL FREE
 WWW.SOUNDISOLATIONCOMPANY.COM

www.soundisolationcompany.com



Privacy Floor Underlayment for Tile/Stone Systems

- ▶ Installs up to 4 times faster with optional peel & stick
- ▶ Mortar locks in to form a bonded crack prevention system
- ▶ Sound reduction for both IIC and ambient noise
- ▶ Outperforms cork, at a lower installed cost

Effective Synthetic Cork Sound Reducing Underlayment For All Tile/Stone Floors

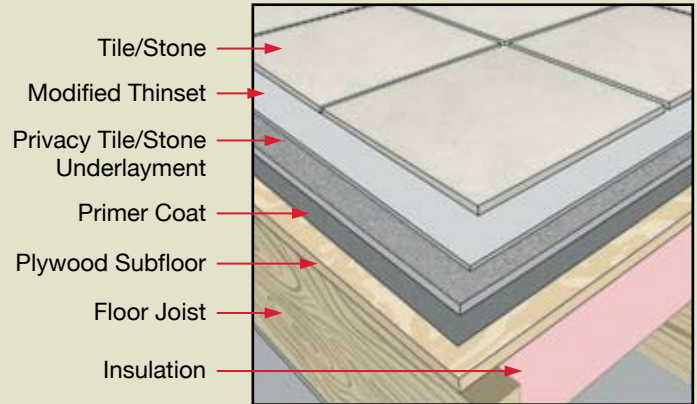
Privacy Tile/Stone Underlay is a truly forward thinking choice for your project. Unlike underlayments for gypcrete, which require carefully and costly installed perimeter isolation tape, Privacy Tile/Stone Underlay is installed directly on the sub floor, below the Tile. This is a more reliable method, noise is absorbed at the point of impact, and the installation has less potential pitfalls.

There are no special tools or adhesives required; your finished floor is applied directly to our product with latex modified thinset. Ease of installation, reasonable cost, and immediate availability all make Privacy Tile/Stone Underlay an automatic winner.

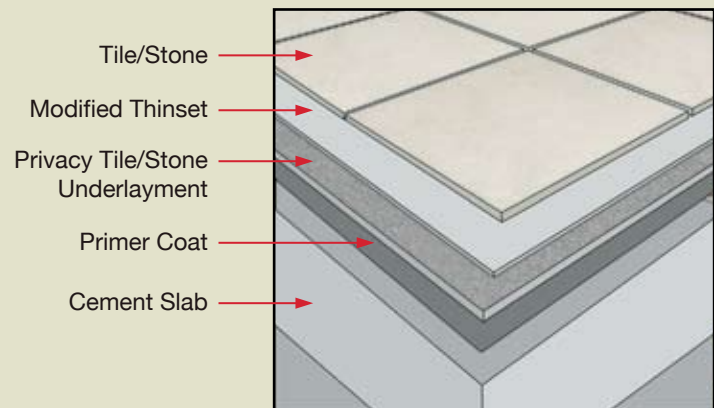
SOUNDPROOFING ACCESSORIES

- Floor Primer
- Acoustical Caulk
- Foil Seam Tape

Privacy Tile/Stone Underlay on Wood



Privacy Tile/Stone Underlay on Concrete



Specifications

Underlayment	3mm	5mm	12mm
Peel & Stick	Yes	Yes	No
Roll Length	4'x100'	4'x75'	4'x30'
Roll Weight (Total)	21.3 lbs.	25.4 lbs.	25 lbs.
Roll Diameter	13.5" (34.3 cm)	15" (38 cm)	15.5" (39.4 cm)
TCA Robinson Test	Light Commercial		Residential
R Value	.8	1.5	3.75
Water Absorption	.008 g/cm ²		
Flame Spread Smoke Development	Class A 15/55		
Δ IIC Improvement	16	20	23

* 3rd party field testing has shown that 3/16" Privacy Tile/Stone Underlay performs equally to 1/2" cork underlay, at half the price, and at a lowered installed cost.